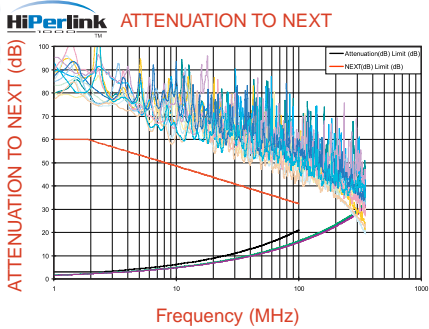
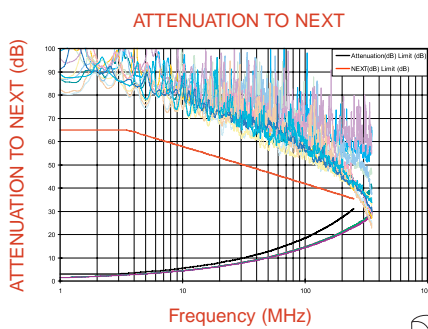
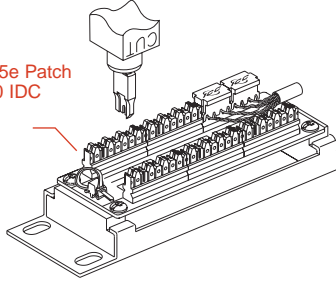




# Category 6 & Category 5e Patch Panels



CAT 6 and CAT 5e Patch Panels have 110 IDC Terminations



### WIRING CHARTS

Color Code	Pairs	T568B WECO	T568A
	1	5 4	5 4
	2	1 2	3 6
	3	3 6	1 2
	4	7 8	7 8

## Installation Benefits

- Engineered and Tested to Provide Maximum Performance Exceeding Industry Standards
- Backward Compatible
- Color-Coded Labeling Inserts on the Rear Mounted 110 IDC Provides Quick Circuit Recognition for T-568-A and T-568-B Wiring

Custom Solutions



ICMPP12V60



### NEW CAT 6 Patch Panel Vertical

Designed for high-speed data.

PART NUMBER	DESCRIPTION
<b>ICMPP12V60</b>	<b>12-Port, 110-Type</b>



ICMPP0245E



### CAT 5e Patch Panel

Exceeds TIA/EIA CAT 5e standards. Includes #12 rack screws.

PART NUMBER	DESCRIPTION
<b>ICMPP0245E</b>	<b>24-Port, 1 RMS</b>



ICMPP02460



### NEW CAT 6 Patch Panel

Designed for high-speed data. Includes #12 rack screws.

PART NUMBER	DESCRIPTION
<b>ICMPP02460</b>	<b>24-Port, 1 RMS</b>



ICMPP0485E



### CAT 5e Patch Panel

Exceeds TIA/EIA CAT 5e standards. Includes #12 rack screws.

PART NUMBER	DESCRIPTION
<b>ICMPP0485E</b>	<b>48-Port, 2 RMS</b>



ICMPP04860



### NEW CAT 6 Patch Panel

Designed for high-speed data. Includes #12 rack screws.

PART NUMBER	DESCRIPTION
<b>ICMPP04860</b>	<b>48-Port, 2 RMS</b>



ICMPP0725E



### CAT 5e Patch Panel

Exceeds TIA/EIA CAT 5e standards. Includes #12 rack screws.

PART NUMBER	DESCRIPTION
<b>ICMPP0725E</b>	<b>72-Port, 3 RMS</b>



ICMPP12V5E



### CAT 5e Patch Panel Vertical

Exceeds TIA/EIA CAT 5e standards.

PART NUMBER	DESCRIPTION
<b>ICMPP12V5E</b>	<b>12-Port</b>



ICMPP0965E



### CAT 5e Patch Panel

Exceeds TIA/EIA CAT 5e standards. Includes #12 rack screws.

PART NUMBER	DESCRIPTION
<b>ICMPP0965E</b>	<b>96-Port, 4 RMS</b>